



EGF SERIES

PN6 Gas Filter

ESKA
VALVE

www.eskavalve.com



EGF SERIES

PN6 Gas Filter

Patented Design

Changeable Filter

%100 Quality Control



INTRODUCTORY AND TECHNICAL INFORMATION

- Usage: City gas networks and gas pipelines in industrial areas
- Fluid Type: Second Family Group H Medium - Non-corrosive gases such as Natural Gas (Methane), LPG, Propane, Butane, Town Gas, Air, etc...
- Pressure Class: PN1 ve PN6
- Connection or Port Size: 1/2", 3/4, 1", 1 1/4", 1 1/2", 2" Threaded (Female) and DN65, DN80, DN100 Flanged
- Inlet Pressure Range: 50mbar up to 6 bar
- Filter: Pore dimensions as standard 50 micron (10-20 microns on request)
- Ambient Temperature: -20°C up to 60°C
- Way: 2/2
- Pressure Test Connection: 1/4" Threaded (Female)
- Material Standard: Aluminum EN 1706, rubbers EN 549
- Materials: Body and cover EN AC-46100 Aluminum or Zamak 3 material, rubber materials NBR, filter bracket metal



MODEL NAME	UNIT WEIGHT (kgs)	BOX SIZE (LxWxH cm)	PACKAGING (pieces/ carton)	CARTON SIZE (LxWxH cm)	CARTON (weight)	TOTAL CARTON (weight)
EGF 1015	0,50 kg	10x14x7	50	50x50x30	0,85 kg	28,85 kg
EGF 1020	0,50 kg	10x14x7	50	50x50x30	0,85 kg	28,85 kg
EGF 1025	0,50 kg	10x14x7	50	50x50x30	0,85 kg	28,85 kg
EGF 1032	1,10 kg	14,5x17x12	20	50x50x30	0,85 kg	22,85 kg
EGF 1040	1,10 kg	14,5x17x12	20	50x50x30	0,85 kg	22,85 kg
EGF 1050	1,10 kg	14,5x17x12	20	50x50x30	0,85 kg	22,85 kg
EGF 1065	8,00 kg	23x33x30	1	24x30x33	0,50 kg	8,00 kg
EGF 1080	8,50 kg	23x33x30	1	24x30x33	0,50 kg	8,50 kg
EGF 1100	11,50 kg	28x27x42	1	27x28,5x42	0,50 kg	11,50 kg



EGF SERIES

PN6 Gas Filter




Patented Design

Changeable Filter

%100 Quality Control



FLOW DIRECTIONS



OPTIONS

TESTING PORTS ON BODY



SIMILAR PRODUCTS



EGF-H



EGF SERIES

PN6 Gas Filter

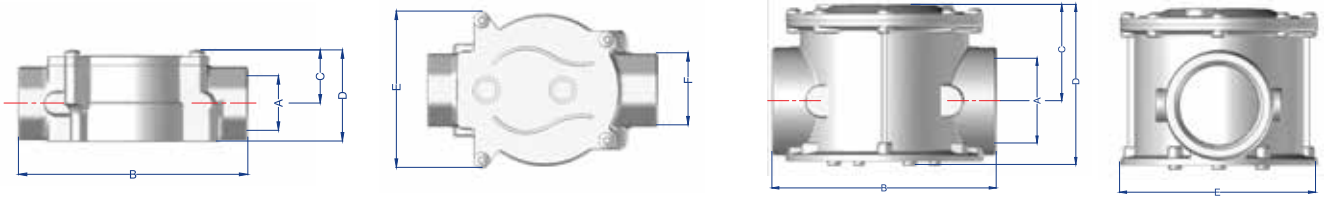
Patented Design

Changeable Filter

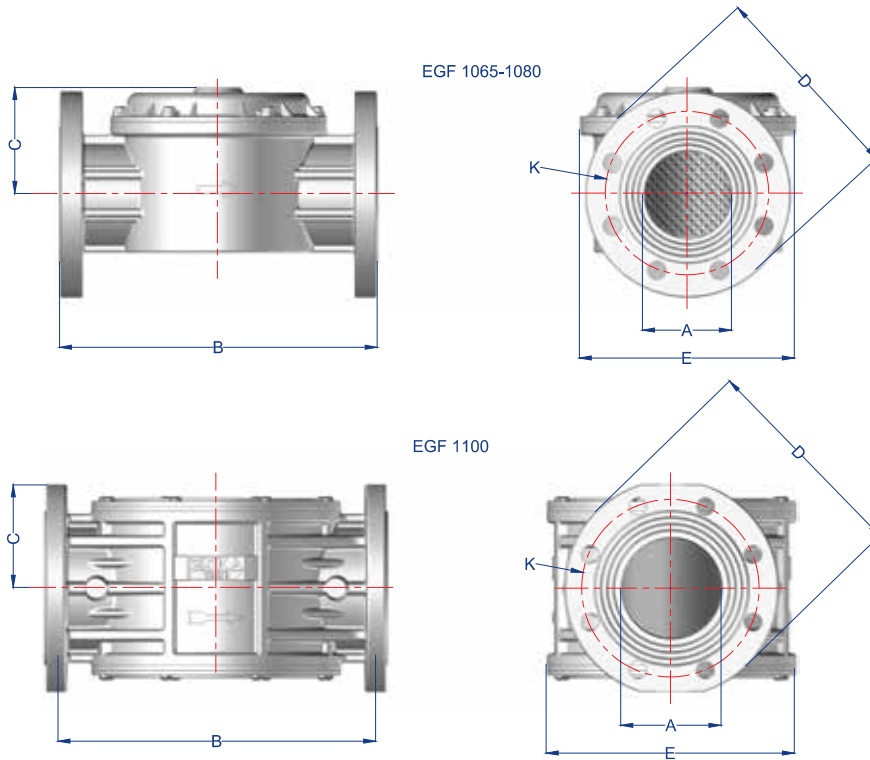
%100 Quality Control



DIMENSIONS (mm)



MODEL	DN	A	B	C	D	E	F
EGF 1015	15	1/2"	136	32	54,5	93	AA 43
EGF 1020	20	3/4"	136	32	54,5	93	AA 43
EGF 1025	25	1"	136	32	54,5	93	AA 43
EGF 1032	32	1 1/4"	160	53,5	91	140	-
EGF 1040	40	1 1/2"	160	53,5	91	140	-
EGF 1050	50	2"	160	68,5	114	140	-



MODEL	DN	A	B	C	D	E	K	Number of Holes
EGF 1065	65	75	290	104	185	210	145	4
EGF 1080	80	85	310	104	200	210	160	8
EGF 1100	100	100	350	105	220	254	180	8